


深圳市英威腾电气股份有限公司

SHENZHEN INVT ELECTRIC CO., LTD.



2023年年度报告
二〇二四年信息披露工作计划

年度报告

2023

“

”

.....	2
.....	7
.....	12
.....	34
.....	56
.....	58
.....	70
.....	77
.....	78
.....	79

1

2

3

--	--	--

		2021 1 1 2021 12 31

			002334
			SHENZHEN INVT ELECTRIC CO.,LTD
			INVT
			A7 501
			518071
			7 -R 2004 8 M-6 2009 1 4 2019 1 A7 501 1001
			518106
			www.invt.com.cn
			sec@invt.com.cn

	0755-23535413	0755-23535413
	0755-86312861	0755-86312975
	0755-86312612	0755-86312612
	sec@invt.com.cn	sec@invt.com.cn

	www.cninfo.com.cn
--	-------------------

	73628362-1			
			2012	4 1
		UPS		
				2018 9

		2020
	3,008,775,063.58	2,286,434,216.33
	182,307,855.13	135,648,718.19
	133,895,736.05	94,167,834.87
	143,293,628.81	364,934,608.76
/	0.24	0.18

	578,845,216.83	761,773,741.70	791,557,497.12	876,598,607.93
--	----------------	----------------	----------------	----------------

1

1

2021

300,917

31.59%

18,231

34.40%

GD350

2021

2020~2021

+

50

MM

90kW

60%

3C

2021

LTC

5G

UPS

UPS

2021

-20K

UPS

UPS

XG

2021



40

2021

6

9

100

UPS

ODM

MTS MTO ETO MTS

MTO

ETO

VMI JIT

IPD

1

CNAS

TUV ACT

CE

PLC

UPS

2

PLC

UPS

	184	68	71	45	32
974	314	445	215		304

3

+

1

2

1

	2021		2020		
	3,008,775,063.58	100%	2,286,434,216.33	100%	31.59%
	2,053,859,968.96	68.26%	1,525,847,115.20	66.73%	34.60%
	654,371,810.41	21.75%	546,861,703.19	23.92%	19.66%
	280,349,841.99	9.32%	192,218,629.08	8.41%	45.85%
	20,193,442.22	0.67%	21,506,768.86	0.94%	-6.11%
	1,761,222,999.59	58.54%	1,279,433,099.99	55.96%	37.66%
	566,063,039.40	18.81%	425,205,348.51	18.60%	33.13%
	252,510,270.15	8.39%	151,619,859.00	6.63%	66.54%
	19,679,082.30	0.65%	21,506,768.86	0.94%	-8.50%
	409,299,672.14	13.60%	408,669,139.97	17.87%	0.15%
	2,225,478,010.17	73.97%	1,664,760,335.92	72.81%	33.68%
	783,297,053.41	26.03%	621,673,880.41	27.19%	26.00%
	1,015,100,387.56	33.74%	619,158,284.28	27.08%	63.95%
	1,993,674,676.02	66.26%	1,667,275,932.05	72.92%	19.58%

2

10%

	2,053,859,968.96	1,314,789,722.93	35.98%	34.60%	46.19%	-5.08%
	654,371,810.41	477,585,749.42	27.02%	19.66%	21.24%	-0.95%
	280,349,841.99	224,979,961.59	19.75%	45.85%	41.14%	2.68%
	20,193,442.22	7,474,653.19	62.98%	-6.11%	-8.79%	1.09%
	1,761,222,999.59	1,055,283,734.68	40.08%	37.66%	40.48%	-1.20%
	566,063,039.40	387,816,120.18	31.49%	33.13%	31.46%	0.87%
	252,510,270.15	203,233,323.51	19.51%	66.54%	69.54%	-1.43%
	19,679,082.30	7,474,653.25	62.02%	-8.50%	-8.79%	1.09%
	409,299,672.14	371,022,255.51	9.35%	0.15%	29.46%	-20.63%
	2,225,478,010.17	1,485,178,980.43	33.26%	33.68%	41.81%	-3.83%
	783,297,053.41	539,651,106.70	31.11%	26.00%		

		/			
		/			
		/			
		/	1,218,723	912,579	33.55%
		/	1,265,201	917,568	37.89%
		/	120,914	74,436	62.44%

30%

1.

2.

2020

3.

4.

4**5**

		2021		2020		
		1,216,234,765.71	92.50%	838,572,770.26	93.24%	

		7,474,653.19	100.00%	8,195,195.42	100.00%	-8.79%
--	--	--------------	---------	--------------	---------	--------

6

2022 4 20

Invt Electric America Inc

7

8

			361,554,696.01
			12.02%

5

1		139,115,902.52	4.62%
2		75,080,015.43	2.50%
3		54,345,134.67	1.81%
4		50,546,982.07	1.68%
5		42,466,661.32	1.41%
	--	361,554,696.01	12.02%

			372,617,003.93
			17.81%
			1.97%

5

1		138,863,482.70	6.64%
2		77,753,439.70	3.72%
3		57,689,009.09	2.76%
4		57,131,330.69	2.73%
5		41,179,741.75	1.97%
	--	372,617,003.93	17.81%

3

	2021	2020		
	290,510,919.15	246,414,205.93	17.90%	
	239,800,252.16	198,497,286.02	20.81%	
	13,742,801.22	22,364,939.78	-38.55%	
	326,699,833.07	279,743,315.72	16.79%	

4

		80%		GD350-19
DL160-N0		90%		
AX72	I/O	100%		
	IO	100%		

IO				
		70%	DC/DC	OBC
		90%		

5

	2021	2020	
	2,269,418,712.61	1,941,175,116.35	16.91%
	2,126,125,083.80	1,576,240,507.59	34.89%
	143,293,628.81	364,934,608.76	-60.73%
	193,123,429.19	185,457,461.18	4.13%
	368,381,808.44	328,295,514.47	12.21%
	-175,258,379.25	-142,838,053.29	-22.70%
	403,514,844.63	384,677,000.00	4.90%
	338,118,644.42	482,133,241.07	-29.87%
	65,396,200.21	-97,456,241.07	167.10%
	29,694,694.95	111,555,974.64	-73.38%

1	14,329.36	60.73%
2	-17,525.84	22.70%
3	6,539.62	167.10%

79

	-1,452,950.37	-0.82%	
	-12.02	0.00%	
	-10,519,521.37	-5.97%	

	13,845,895.64	7.86%		
	3,110,782.53	1.77%		
	91,983,149.62	52.21%		
	-6,524,752.20	-3.70%		
	-1,562,722.32	-0.89%		

1

	2021		2021			
	668,518,484.45	19.25%	611,161,457.97	21.46%	-2.21%	
	697,808,263.33	20.09%	532,163,938.20	18.69%	1.40%	
	33,955,452.78	0.98%	36,511,070.25	1.28%	-0.30%	
	714,311,896.09	20.57%	449,176,727.95	15.77%	4.80%	
	3,920,727.84	0.11%	4,058,313.98	0.14%	-0.03%	
	32,911,720.14	0.95%	28,422,135.81	1.00%	-0.05%	
	460,356,474.10	13.26%	439,886,999.28	15.45%	-2.19%	
	199,591,233.25	5.75%	122,357,048.58	4.30%	1.45%	
	57,395,505.01	1.65%	78,204,449.36	2.86%	-1.21%	
	270,678,500.00	7.79%	151,000,000.00	5.30%	2.49%	
	76,522,797.51	2.20%	62,814,163.67	2.21%	-0.01%	
	139,800,000.00	4.03%	50,000,000.00	1.76%	2.27%	
	36,935,134.75	1.06%	57,827,236.58	2.86%	-1.80%	

2

	39,349,250.00							39,349,250.00
	27,800,000.00				4,200,000.00		5,100,000.00	26,900,000.00
	90,584,699.05				2,563,988,706.85	2,615,177,200.05		39,396,205.85
	157,733,949.05				2,568,188,706.85	2,615,177,200.05	5,100,000.00	105,645,455.85

3


	52,242,099.59	/	/
	3,913,553.11		
	110,586,147.1		
	166,741,799.8		

1

165,920,180.95	136,999,552.27	21.11%

2

3



--	--	--	--	--	--	--	--	--	--	--	--	--	--	--

2021 01
01

	1	203
	2	

5

1

2

10%

			102,535,714.00	83,738,349.67	766,845.00	21,218,605.76	-31,684,021.88	-31,456,167.54
		UPS	105,000,000.00	400,307,658.79	222,987,192.00	567,699,449.14	73,776,232.66	67,978,540.27
			33,551,190.99	77,859,084.13	1,967,337.57	195,367,718.07	3,163,013.98	3,618,415.88
			210,000,000.00	1,230,022,102.82	325,621,195.15	1,444,521,127.58	91,839,223.67	86,666,717.84
			60,000,000.00	88,931,955.41	-61,548,833.78	89,573,976.54	-45,489,614.89	-42,719,093.62
			150,000,000.00	319,943,367.95	-193,516,922.25	264,620,967.56	-2,643,198.60	-3,001,945.46

1

2

3

2022

2022

4

1

2

3

4

2021 02 26					2021-01	www.cninfo.com.cn , 2021 2 26
2021 04 27					2021-02	www.cninfo.com.cn , 2021 4 27
2021 04 28				2020	2021-03	www.cninfo.com.cn , 2021 4 28
2021 05 19					2021-04	www.cninfo.com.cn , 2021 5 19
2021 07 08					2021-05	www.cninfo.com.cn , 2021 7 8
2021 09 09					2021-06	www.cninfo.com.cn , 2021 9 9
2021 11 11					2021-07	www.cninfo.com.cn , 2021 11 11
2021 11 15					2021-07	www.cninfo.com.cn , 2021 11 11
2021 11 23-24					2021-08	www.cninfo.com.cn , 2021 11 24

2021 11 30					2021-09	www.cninfo.com.cn , 2021
2021 12 16				Tiger Pacific Capital	2021-10	www.cninfo.com.cn , 2021 12 16

1

7

2

13

9

3

1

3

3

1

10

4

5

www.cninfo.com.cn

6

7

8

1

2

3

/

4

5

1



2021

12.85%

2

1

				56	2006 08 28	2024 08 18	94,359,584		15,059,996		79,299,588		
				47	2015 08 19	2024 08 18	9,830,056				9,830,056		
				51	2015 08 19	2024 08 18	1,546,203	600,000			2,146,203		
				56	2006 08 28	2024 08 18	1,400,967				1,400,967		
				55	2015 08 19	2024 08 18	18,462,135				18,462,135		
				57	2007 11 18	2024 08 18	9,388,357	320,000			9,708,357		
				43	2018 08 16	2024 08 15							
				41	2020 08 24	2024 08 18							
				61	2020 08 24	2024 08 18							
				47	2015 08 19	2024 08 18	1,695,114				1,695,114		
				42	2021 08 19	2024 08 18							
				51	2015 08 19	2024 08 18	179,959				179,959		
				51	2019 08 09	2024 08 18		360,000			360,000		

				41	2011 06 21	2024 08 18	478,614		119,500		359,114	
				52	2017 04 12	2021 08 19	210,000				210,000	



1971

2005

2007

7 2013 7

2013 8 2019 4

2019

			2014 09 28		
			2014 09 24		
			2016 11 09		
			2020 07 16		
			2017 08 09		
			2010 11 18		
			2014 09 17		
			2016 08 15		
			2014 11 29		
			2010 04 13	2022 01 06	
			2017 09 22	2021 04 30	
			2014 04 10		
			2014 09 17		
			2016 08 15		
			2021 01 29		
			2014 09 28		
			2016 12 09		
			2019 05 30		
			2014 09 17		
			2017 08 09	2021 01 29	
			2019 06 04	2021 12 22	
			2015 09 25	2022 01 14	

			2014 09 28		
			2013 06 18		
			2011 05 27		

2021 01 29

3

2007 11 12

2015 7 29

2015 8 19 2015

1 8 / 2

3 / 3 3 / 2 /

			56		164.22	
			47		117.6	
			51		257.08	
			56		3	
			55		135.77	
			57		95.52	
			43		8	
			41		8	
			61		8	
			47		169.2	
			52		47.07	
			51		48.79	
			42		8.75	
			51		113.69	
			41		64.14	
	--	--	--	--	1,248.83	--

2021 8

2021 8

2021 8

1

~~CONFIDENTIAL~~

--	--	--	--

2021 01 26

	13	11	2				7
	13	11	2				6
	13	11	2				6
	13	11	2				6
	13	11	2				6
	13	10	3				6
	13	11	2				6
	13	11	2				7
	13	11	2				7

3

4

			2021 04 21	1 2020 2 2020 3 2021 4 2021 5 2021	2 0 2 0	2020	1
		4	2021 08 16	1 2021 2 2021			1
			2021 10 25	1 2021 2 2021			1
			2021 12 27	1 2022 2 2021 3 2021	2022		1
		2	2021 04 15	1 2020 2 2021 3 4 2020			1
			2021 08 27	1 2	2021 2021		1

			2021 04 15	1 2020 2 2021	1		
		3	2021 07 20	1 2 3 4 5 6 7 8 9	1		
			2021 08 16	1 2 3 4 5 6	1		
			2021 04 14	1 2020 2 2021	1		
		3	2021 09 06		1		
			2021 11 25		1		

--	--	--	--	--	--	--	--

1

	1,816
	2,059
	3,875
	3,875
	1
	1,085
	813
	1,628
	97
	252
	3,875
	310
	1,308
	965
	1,292
	3,875

2

KPI

3

4

	465,968.5
	11,212,638.00

2021 5 7

2021-2023

2021 5 26

2021

2021-2023

2021	2021

2021 2021-2023	
-----------------------	--

1**1 2019**

1	2021 4 21			2019
				2019
		1,186.59		128.1
2	2021 4 29	2019		
	2021 4 27			

2 2020

1	2021 12 2			2020
				2020
				312
		1,664.44		3.88 /
2	2021 12 2			
				37
				234.10
3	2021 12 11	2020		234.10
	2021 12 9			
4	2021 12 20	2020		2020
				2021 12 20 2022

11 15

3 2021

1	2021 8 27			2021
	2021			2021 9 16 2021
		243		1500
2	2021 9 23			
		2021		2021 9

24

243

1500

3 2021 10 12

2021

2021 10

11 2021

						/		/				/	
		2,400,000		600,000	600,000	3.88	1,350,000	7.84					
		1,950,000		480,000			1,575,000						
		930,000		240,000			765,000						
		1,220,000		320,000	320,000	3.88	690,000	7.84					
		900,000		360,000	360,000	3.88	540,000	7.84					
		710,000		200,000			605,000						
	--	8,110,000		2,200,000	1,280,000	--	5,525,000	--					

2

	61	3,210,000		0.43%	

	62	2,220,000		0.29%	
	84	3,619,353		0.48%	

		655,000	200,000	0.03%
		140,000	120,000	0.02%
		245,000	150,000	0.02%
		160,000	90,000	0.01%

1 2021 7 20

2 2021 11 3

1

1 2021 6 25

160.50

2 2021 7 20

321

2

1 2021 7 17

222

2 2021 11 3

222

3

1 2021 5 7

2021 5 26

2021

www.cninfo.com.cn

2 2021 6 16

2021 6 15

3,619,353

3

1

2021

2

1

	2022 04 27
	http://www.cninfo.com.cn/ 2021
	100.00%
	100.00%

			5%				
	1%						
	1%		1%		5	5	-50
	5%				50	50	-100
	1%						
		1%					
			1%		100		
				1%			
			3%				
	0.5%						
			0.5%				
	0.5%						
							0
							0
							0
							0

2

2021	12 31
	2022 04 27
	http://www.cninfo.com.cn

"

"

1

2

3

4

1

			1	2008 01 21		
			11 11	2008 01 21		
			11	2008 01 21		
			12 50%	25% 6 2015 08 19	2021 2 24	
			12 50%	25% 6 2017 04 12	2023 2 19	
				25% 2021 08 19	2025 2 19	

			12	25% 6	2018 08 16	2022 2 16
				50%		
			10%	2021-2023		
				30%. 2021-2023	2021 05 26	2024 5 26
				2021-2023		

2

“ ”

“ ”

1 3

1

2

	130
	3
	3

	32,499.41					2021 03 13	www.cninfo.com.cn 2021-011

2021 5 13 2021 3 15
2022 4 18

1

2

3

4

5

6

7

1

1

2

3

30 40,951.37 2021 12 31 6,125.54 2018 10 1 -2024 9

				2018 10 1	2024 9 30	-2,081.76		-2081.76		

10%

10%

	2020	5	7	1,000	2020	6	8	400		
	2021	08	28	3,300						
	2021	05	07	1,000						
A1				4,300	A2					0
A3				4,300	A4					0
	2019	11	29	2,000	2020	04	01	400		
	2019	11	29	12,000	2020	05	15	2,500		
	2020	06	17	4,000	2020	09	24	1,000		
	2020	08	01	30,000	2020	10	15	5,000		1

	2020 08 01	5,000	2020 12 29	83.14						
	2021 08 28	10,000	2021 09 28	2,198.3						
	2020 12 10	2,500	2021 12 20	980						
	2021 12 04	19,000								
	2021 12 04	2,000								
	2021 12 04	5,000								
	2021 12 04	15,000								
B1	51,000			B2	12,158					
B3	88,500			B4	17,241					
A1+B1+C1	55,300			A2+B2+C2	12,158					
A3+B3+C3	92,800			A4+B4+C4	17,241					
A4+B4+C4				9.00%						
70%			E		17,241					
D+E+F				17,241						

1

3

1

2

4

2021-004	2020	2021 1 28	www.cninfo.com.cn 2020
2021-005		2021 1 28	www.cninfo.com.cn
2021-006		2021 1 28	www.cninfo.com.cn
2021-007		2021 2 6	www.cninfo.com.cn

2021-009		2021 3 10	www.cninfo.com.cn
2021-027		2021 4 24	www.cninfo.com.cn
2021-050		2021 7 24	www.cninfo.com.cn
2021-058		2021 7 24	www.cninfo.com.cn
2021-059		2021 7 24	www.cninfo.com.cn
2021-062		2021 8 18	www.cninfo.com.cn
2021-074		2021 9 17	www.cninfo.com.cn
2021-075		2021 9 17	www.cninfo.com.cn
2021-076		2021 9 17	www.cninfo.com.cn
2021-094		2021 10 27	www.cninfo.com.cn
2021-097		2021 10 30	www.cninfo.com.cn
2021-108		2021 12 4	www.cninfo.com.cn

2021-012		2021 3 18	www.cninfo.com.cn
2021-013		2021 3 23	www.cninfo.com.cn
2021-036		2021 6 3	www.cninfo.com.cn

2021-037	6	2021 6 3	www.cninfo.com.cn	6
2021-043	6	2021 7 7	www.cninfo.com.cn	6
2021-093		2021 10 27	www.cninfo.com.cn	
2021-096		2021 10 30	www.cninfo.com.cn	

1

	120,541,471	16.00%				-16,287,731	-16,287,731	104,253,740	13.61%
1									

2021 12 2

2020

2020

312

1,664.44

2021 12 20

2020

2020

2021 12 20 2022 11 15

2

	79,340,455		8,570,767	70,769,688		
	17,801,126		3,954,525	13,846,601		
	9,830,056		2,457,514	7,372,542		
	8,912,518	240,000	1,871,250	7,281,268		
	1,546,202	450,000	386,550	1,609,652		
	1,271,335			1,271,335		
	1,050,725			1,050,725		
		270,000		270,000		
	478,585		119,625	358,960		
	310,469	112,500		422,969		
	120,541,471	1,072,500	17,360,231	104,253,740	--	--

1**2**

1				
	2020			
12,682,020		753,465,210	766,147,230	2021 12 31
		753,465,210		

3

1

	72,081		68,576		8	0	8	0
		5%		10				
		10.35%	79,299,588	-15,059,996	70,769,688	8,529,900		49,300,000
								10,000,000
		3.74%	28,632,716			28,632,716		
		2.41%	18,462,135		13,846,601	4,615,534		
		1.73%	13,230,000	-78,500		13,230,000		
		1.69%	12,937,400	-9,026,200		12,937,400		
		1.28%	9,830,056		7,372,542	2,457,514		
		1.27%	9,708,357	320,000	7,281,268	2,427,089		
		1.04%	7,935,000	-315,000		7,935,000		
		0.61%	4,689,000	-181,000		4,689,000		
		0.59%	4,505,800	280,000		4,505,800		
	10							
	3							
	/							

10			
10			
10			
		28,632,716	28,632,716
		13,230,000	13,230,000
		12,937,400	12,937,400
		8,529,900	8,529,900
		7,935,000	7,935,000
		4,689,000	4,689,000
		4,615,534	4,615,534
		4,505,800	4,505,800
		4,093,600	4,093,600
		3,619,353	3,619,353
10	10		
10	4	12,000,000	7,935,000
		4,689,000	4,311,800


10 10

10 10

2

3

10			



4

80%

5 **10%**

6

	2022

2.

1 .

44

2021

3,008,775,063.58

2 .

1

2

3

4

5

2021

1

	2021 12 31	2020 12 31
	668,518,484.45	611,161,457.97
	41,569,116.13	53,825,062.58
	697,808,263.33	532,163,938.20
	39,396,205.85	90,584,699.05
	29,647,775.99	12,609,035.87
	24,772,757.27	28,187,754.17
	280,000.00	280,000.00
	714,311,896.09	449,176,727.95
	33,955,452.78	36,511,070.25
	110,091,022.66	87,232,697.75
	2,360,070,974.55	1,901,452,443.79

	32,911,720.14	28,422,135.81
	39,349,250.00	39,349,250.00
	26,900,000.00	27,800,000.00
	3,920,727.84	4,058,313.98
	460,356,474.10	439,886,999.28
	199,591,233.25	122,357,048.58
	57,395,505.01	
	125,149,720.95	113,906,336.39
	61,314,755.93	61,314,755.93
	14,321,862.09	19,864,889.70
	53,674,269.02	52,732,447.42
	37,695,731.52	36,717,209.01
	1,112,581,249.85	946,409,386.10
	3,472,652,224.40	2,847,861,829.89
	270,678,500.00	151,000,000.00
	12.02	
	229,164,044.81	194,299,220.11
	524,174,051.42	484,018,161.05
	30,000.00	
	76,522,797.51	62,814,163.67

	165,791,751.81	131,914,855.82
	7,722,074.87	13,236,207.01
	92,604,857.77	40,518,912.09
	25,922,005.36	
	11,008,321.58	11,062,256.09
	1,403,618,417.15	1,088,863,775.84
	135,800,000.00	50,000,000.00
	36,935,134.75	

	-387,702.89	1,149.20
	172,818,264.71	149,738,721.70

	11,349,250.00	11,349,250.00	
27720.04 re 317.8	MC 20.04 re 58,490,608.30	57 502.75 64269,310.21	1 20.04
	216,387,700.92	207,867,676.71	
	1,483,758.50	1,944,619.04	
	52,467,999.99		

290 E 297.1 C 20.04 re E MC 57 502.775 116691.61 20.04 free

	18,566,206.75	
	7,028,140.91	5,061,434.31

	2021	2020
	3,008,775,063.58	2,286,434,216.33
	3,008,775,063.58	2,286,434,216.33
	2,915,267,539.55	2,221,910,338.29
	2,024,830,087.13	1,460,892,581.19
	19,683,646.82	13,998,009.65
	290,510,919.15	246,414,205.93
	239,800,252.16	198,497,286.02
	326,699,833.07	279,743,315.72
	13,742,801.22	22,364,939.78
	13,079,851.13	9,948,166.89
	6,895,854.88	8,522,319.78
	91,983,149.62	99,364,172.69
	-1,452,950.37	14,199,041.48
	-5,468,759.83	-1,042,281.85
	0.00	-1,634,323.04
-		
	-12.02	
-	-6,524,752.20	-22,659,113.08
-	-10,519,521.37	-51,639,739.00
-	-1,562,722.32	-4,748,243.47
	165,430,715.37	99,039,996.66
	13,845,895.64	8,770,929.21
	3,110,782.53	8,249,733.28

	176,165,828.48	99,561,192.59
	16,696,164.50	21,434,252.65
	159,469,663.98	78,126,939.94
1.	159,469,663.98	78,126,939.94
2.		
1.	182,307,855.13	135,648,718.19
2.	-22,838,191.15	-57,521,778.25
	-388,852.09	1,149.20
	-388,852.09	1,149.20
1.		
2.		
3.		
4.		
5.		
	-388,852.09	1,149.20
1.		
2.		
3.		
4.		
5.		
6.	-388,852.09	1,149.20
7.		
	159,080,811.89	78,128,089.14
	181,919,003.04	135,649,867.39
	-22,838,191.15	-57,521,778.25
	0.24	0.18
	0.24	0.18

0

0

4

	2021	2020
	2,138,338,724.92	1,485,076,147.10
	1,676,874,122.10	1,144,140,926.83
	9,888,369.97	4,648,133.25
	103,657,651.80	75,026,508.97
	153,878,994.03	102,947,422.93
	102,243,242.22	73,347,524.65
	4,930,183.93	11,091,201.81
	6,006,149.12	1,221,131.95
	3,918,926.87	2,685,354.06
	34,171,715.99	32,344,259.54
	122,447,282.79	193,560,572.52

	2,269,418,712.61	1,941,175,116.35
	1,150,746,741.85	751,946,524.84
	609,136,447.01	486,563,361.96
	137,504,003.17	119,814,040.01
	228,737,891.77	217,916,580.78
	2,126,125,083.80	1,576,240,507.59
	143,293,628.81	364,934,608.76
		450,001.00
	280,000.00	18,455,881.36
	1,393,589.90	13,019,990.76
	191,449,839.29	153,531,588.06
	193,123,429.19	185,457,461.18
	156,433,205.85	146,495,514.47
	15,311,111.00	27,800,000.00
	196,637,491.59	154,000,000.00
	368,381,808.44	328,295,514.47
	-175,258,379.25	-142,838,053.29
	919,525.00	14,000,000.00
	919,525.00	14,000,000.00
	282,954,500.00	361,000,000.00
	119,640,819.63	9,677,000.00
	403,514,844.63	384,677,000.00

	168,254,000.00	419,000,000.00
	11,294,567.07	11,161,031.58
		2,059,005.97
	158,570,077.35	51,972,209.49
	338,118,644.42	482,133,241.07
	65,396,200.21	-97,456,241.07
	-3,736,754.82	-13,084,339.76
	29,694,694.95	111,555,974.64
	585,649,787.81	474,093,813.17
	615,344,482.76	585,649,787.81

6

	2021	2020
	1,355,049,814.30	1,026,508,036.34
	43,089,101.60	27,876,350.82
	94,353,772.54	124,972,692.35
	1,492,492,688.44	1,179,357,079.51
	1,031,517,944.50	937,972,767.42
	268,448,203.10	208,054,159.20
	53,746,867.29	28,707,696.23
	93,824,655.95	114,349,669.21
	1,447,537,670.84	1,289,084,292.06
	44,955,017.60	-109,727,212.55
		1.00
	147,423,498.03	242,772,435.36
	31,000.00	50,000.00
	21,824,920.20	
	169,279,418.23	242,822,436.36
	14,742,965.23	21,075,296.33

	61,479,252.87	35,800,000.00
	20,464,221.85	
	96,686,439.95	56,875,296.33
	72,592,978.28	185,947,140.03
	102,354,500.00	57,000,000.00
	102,354,500.00	57,000,000.00
	77,000,000.00	53,000,000.00

	2021													
	753,465,210.00				214,715,922.87	36,011,952.42	1,149.20		149,738,721.70		633,275,932.20	1,715,184,983.55	-40,842,112.81	1,674,342,870.74
	753,465,210.00				214,715,922.87	36,011,952.42	1,149.20		149,738,721.70		633,275,932.20	1,715,184,983.55	-40,842,112.81	1,674,342,870.74
					-293,811.46	-18,503,370.42	-388,852.09		23,079,543.01		159,228,312.12	200,128,562.00	-11,519,531.64	188,609,030.36
							-388,852.09				182,307,855.13	181,919,003.04	-22,838,191.15	159,080,811.89
					-293,811.46	-18,503,370.42						18,209,558.96	11,318,659.51	29,528,218.47
1					-44,549,817.07							-44,549,817.07	11,318,659.51	-33,231,157.56
2														
3					44,256,005.61	-18,503,370.42						62,759,376.03		62,759,376.03
4														
									23,079,543.01		-23,079,543.01			

1									23,079,543.01		-23,079,543.01				
2															
3															
4															
1															
2															
3															
4															
5															
6															

	2020														
	753,498,210.00				198,835,818.08	46,296,837.24			122,770,271.31		524,645,664.40		1,553,453,126.55	3,200,426.52	1,556,653,553.07
	753,498,210.00				198,835,818.08	46,296,837.24			122,770,271.31		524,645,664.40		1,553,453,126.55	3,200,426.52	1,556,653,553.07
	-33,000.00				15,880,104.79	-10,284,884.82	1,149.20		26,968,450.39		108,630,267.80		161,731,857.00	-44,042,539.33	117,689,317.67
							1,149.20				135,648,718.19		135,649,867.39	-57,521,778.25	78,128,089.14
	-33,000.00				15,880,104.79	-10,284,884.82							26,131,989.61	13,479,238.92	39,611,228.53
1															
2															
3	-33,000.00				12,523,250.39	-10,284,884.82							22,775,135.21		22,775,135.21
4					3,356,854.40								3,356,854.40	13,479,238.92	16,836,093.32
									26,968,450.39		-26,968,450.39				
1									26,968,450.39		-26,968,450.39				
2															
3															

4															
											-50,000.00		-50,000.00		
1															
2															
3															
4															
5											-50,000.00		-50,000.00		
6															
1															
2															
	753,465,210.00				214,715,922.87	36,011,952.42	1,149.20		149,738,721.70		633,275,932.20		1,715,184,983.55	-40,842,112.81	1,674,342,870.74

8

	2021													

	753,465,210.00			404,717,171.11	36,011,952.42		149,738,721.70	793,815,103.25	2,065,724,253.64

	2020										
	753,498,210.00				392,193,920.72	46,296,837.24			122,770,271.31	553,578,163.41	1,775,743,728.20
	753,498,210.00				392,193,920.72	46,296,837.24			122,770,271.31	553,578,163.41	1,775,743,728.20
	-33,000.00				12,523,250.39	-10,284,884.82			26,968,450.39	240,236,939.84	289,980,525.44
										267,205,390.23	267,205,390.23
	-33,000.00				12,523,250.39	-10,284,884.82					22,775,135.21
1											
2											
3	-33,000.00				12,523,250.39	-10,284,884.82					22,775,135.21
4											
									26,968,450.39	-26,968,450.39	
1									26,968,450.39	-26,968,450.39	

2

1

15

2014

2

12

3

1

2

1 1 12 31

3

12

4

5

1

2

3

6

1

2

1

2

3

- A.
- B.
- C.
- D.

4

5

7

1

2

1

2

3

4

5

8

9

1

2

10

1

1

2

3

4

5

2

1

2

1

3

1

2

4

1

2

3

1 2

5

6

7

1

2

11

10. 6

12

10. 6

13

10

1

2

14

10. 6



3

4

5

1

2

3

16

10 6

17

1

1

2

3

2

3

4

18

1

1

2

3
1

2

22

23

		%	%
	30	5.00	3.17

24

1

1

2

2

		10-30	5.00	9.50%-3.17%
		5 10	5.00	19.00% 9.50%
		10	5.00	9.50%
		5	5.00	19.00%

3

25

26

1

1

2

3

2

3

3

4

27

28

29

12

1

1

2

2**30****1**

1

2

	30 50
	10

2

1

2

31

32

1

33

34

1

2

3

4

35

1

2

36

1

2

37

1

2

3

4

38

39

1

2

1

2

3

FOB CFR CIF

4

FOB CFR CIF

40

1

2

1

3

41

/

1

1

2

2

1

2

3

3

1

2

42

1

2021 1 1

29 35

2

43

44

1

2021 21	1	1	2018		1
2021 14	2	2	2021		2
2021 15	12	31	2021		3

1

2021 1 1

2018

21

28

2

14

14 14
 3 15
 2021 12 31 15 15

2

3 2021

	2020 12 31	2021 01 01	
	611,161,457.97	611,161,457.97	
	53,825,062.58	53,825,062.58	
	532,163,938.20	532,163,938.20	
	90,584,699.05	90,584,699.05	
	12,609,035.87	12,609,035.87	
	28,187,754.17	28,187,754.17	
	280,000.00	280,000.00	
	449,176,727.95	449,176,727.95	
	36,511,070.25	36,511,070.25	
	87,232,697.75	87,232,697.75	
	1,901,452,443.79	1,901,452,443.79	

	28,422,135.81	28,422,135.81	
	39,349,250.00	39,349,250.00	
	27,800,000.00		

		20,377,212.78	20,377,212.78
	11,062,256.09	11,062,256.09	
	1,088,863,775.84	1,088,863,775.84	
	50,000,000.00	50,000,000.00	
		57,827,236.58	57,827,236.58
	645,012.40	645,012.40	
	3,224,044.55	3,224,044.55	
	30,786,126.36	30,786,126.36	
	84,655,183.31	162,859,632.67	78,204,449.36
	1,173,518,959.15	1,251,723,408.51	78,204,449.36
	753,465,210.00	753,465,210.00	
	214,715,922.87	214,715,922.87	
	36,011,952.42	36,011,952.42	
	1,149.20	1,149.20	
	149,738,721.70	149,738,721.70	
	633,275,932.20	633,275,932.20	
	1,715,184,983.55	1,715,184,983.55	
	-40,842,112.81	-40,842,112.81	
	1,674,342,870.74	1,674,342,870.74	
	2,847,861,829.89	2,926,066,279.25	78,204,449.36

	2020 12 31	2021 01 01	
	295,765,734.99	295,765,734.99	

	23,144,201.28	23,144,201.28	
	905,101,454.24	905,101,454.24	
	30,181,920.31	30,181,920.31	
	5,549,335.21	5,549,335.21	
	25,989,443.60	25,989,443.60	
	280,000.00	280,000.00	
	117,859,126.12	117,859,126.12	
	5,778,400.13	5,778,400.13	
	1,365,282.57	1,365,282.57	
	1,410,734,898.45	1,410,734,898.45	

	529,305,753.28	529,305,753.28	
	34,318,725.43		

4 2021

45

1

		13% 9% 6%
		7%
		25%
		3%

	152,736.06	187,872.31
	657,854,375.99	594,615,641.54
	10,511,372.40	16,357,944.12
	668,518,484.45	611,161,457.97
	28,414,586.73	21,642,707.39

1 931,902.1

2

	4,759,425.80	12,908,599.98
	62,758.17	62,567.65
	1,979,831.32	1,646,011.29
	5,953,093.59	10,183,209.40
	2,776,990.71	261,530.19
	36,710,000.00	
	52,242,099.59	25,061,918.51

2

1

	5,359,925.72	35,429,909.19
	36,209,190.41	18,395,153.39
	41,569,116.13	53,825,062.58

2

	42,871,822.93	100.00%	1,302,706.80	3.04%	41,569,116.13	56,247,332.34	100.00%	2,422,269.76	4.31%	53,825,062.58
	5,359,925.72	12.50%			5,359,925.72	32,336,753.00	57.49%			32,336,753.00
	37,511,897.21	87.50%	1,302,706.80	3.47%	36,209,190.41	23,910,579.34	42.51%	2,422,269.76	10.13%	21,488,309.58
	42,871,822.93	100.00%	1,302,706.80	3.04%	41,569,116.13	56,247,332.34	100.00%	2,422,269.76	4.31%	53,825,062.58

1,302,706.80

	5,359,925.72		
	37,511,897.21	1,302,706.80	3.47%
	42,871,822.93	1,302,706.80	3.04%

3

	2,422,269.76	26,680.17	1,146,243.13			1,302,706.80
	2,422,269.76	26,680.17	1,146,243.13			1,302,706.80

4

	3,913,553.11
	3,913,553.11

5

	422,274,041.65	238,802,865.01
	422,274,041.65	238,802,865.01

6

	200,000.00
	200,000.00

3

1

	79,279,969.03	10.00%	63,917,177.94	80.62%	15,362,791.09	106,554,467.31	16.63%	81,670,675.58	76.65%	24,883,791.73
	713,276,219.78	90.00%	30,830,747.54	4.32%	682,445,472.24	534,337,169.13	83.37%	27,057,022.66	5.06%	507,280,146.47
	713,276,219.78	90.00%	30,830,747.54	4.32%	682,445,472.24	534,337,169.13	83.37%	27,057,022.66	5.06%	507,280,146.47
	792,556,188.81	100.00%	94,747,925.48	11.95%	697,808,263.33	640,891,636.44	100.00%	108,727,698.24	16.97%	532,163,938.20

63,917,177.94

	19,039,667.31	13,327,767.12	70.00%	
	8,816,473.00	881,647.30	10.00%	
	8,741,928.69	8,741,928.69	100.00%	
	6,713,450.21	6,713,450.21	100.00%	
	4,040,073.00	2,424,043.80	60.00%	
	3,321,031.63	3,321,031.63	100.00%	
	3,000,000.00	3,000,000.00	100.00%	
	2,699,599.98	2,699,599.98	100.00%	
	2,230,250.00	2,230,250.00	100.00%	
Australia INVTSolar Technology Pty Ltd	2,163,718.25	2,163,718.25	100.00%	
	2,155,517.05	2,155,517.05	100.00%	
	1,548,019.41	1,548,019.41	100.00%	
	1,547,862.36	1,547,862.36	100.00%	
	1,495,443.70	1,495,443.70	100.00%	
	1,056,692.37	1,056,692.37	100.00%	
	990,000.00	990,000.00	100.00%	
	932,445.00	932,445.00	100.00%	
	529,640.00	529,640.00	100.00%	
	520,000.00	520,000.00	100.00%	
50	7,738,157.07	7,638,121.07	98.71%	
	79,279,969.03	63,917,177.94	--	--

30,830,747.54

1	674,356,752.98	14,582,987.43	2.16%
1 2	22,445,937.40	4,187,944.12	18.66%
2 3	6,953,999.75	3,613,722.28	51.97%
3 4	4,850,100.38	3,776,664.44	77.87%
4 5	1,942,315.09	1,942,315.09	100.00%
5	2,727,114.18	2,727,114.18	100.00%
	713,276,219.78	30,830,747.54	--

1	1	750,021,129.73
1	2	2,363,181.04
2	3	4,418,337.46

		3,070,000.00			
		2,742,873.00			
		2,042,080.00			
SWEMO GmbH		1,941,445.32			
Being Energy Wise Pty Ltd		1,301,653.81			
		877,138.16			
		803,872.50			
		768,513.34			
		670,000.00			
		634,330.00			
		626,869.13			
		562,800.00			
		529,307.00			
		366,370.00			
POWER-ONE MICRO SYSTEMS PRIVATE LIMITED		334,444.03			
		308,320.00			
		288,618.00			
		288,000.00			
		260,780.00			
The UPS Company		246,456.20			
Uniline Energy Systems (P) LTD		218,965.33			
SWEMO GmbH		201,336.68			
		201,095.22			
EAST Power N.V.		164,372.60			
A PLUS ECO(PVT) LTD		149,667.63			
		148,072.50			
		146,000.00			
ipower		139,938.56			
		134,445.11			
		118,605.00			
		110,213.00			
		110,000.00			
		100,000.00			
		99,308.00			
Northern Spark (PTY) Ltd t/a GX Technologies		83,449.60			
		80,000.00			
		76,980.00			

Hystar Sourcing & Services(PVT) LTD.		64,570.73			
		64,000.00			
		59,184.00			
		55,184.00			
		54,910.00			
Wilson Kazakhstan		54,884.16			
		52,700.00			
	--	21,351,752.61	--	--	--

4

	39,647,942.21	5.00%	564,154.00
	37,003,102.25	4.67%	597,816.20
	33,066,752.40	4.17%	1,530,246.44
	19,039,667.31	2.40%	13,327,767.12
	18,886,812.74	2.38%	268,742.09
	147,644,276.91	18.62%	

5

6

4

	39,396,205.85	90,584,699.05
	39,396,205.85	90,584,699.05

2

2021 12 31

5

1

1	27,151,665.25	91.58%	11,762,363.10	93.29%
1 2	1,926,711.92	6.50%	762,826.93	6.05%
2 3	524,551.06	1.77%	53,595.84	0.43%
3	44,847.76	0.15%	30,250.00	0.24%
	29,647,775.99	--	12,609,035.87	--

1

2

		%
	5,246,269.92	17.7
	1,506,886.92	5.08
	1,201,682.00	4.05
	649,683.84	2.19
	627,953.53	2.12
	9,232,476.21	31.14

6

	280,000.00	280,000.00
	24,492,757.27	

1**1****2****3****2****1**

	280,000.00	280,000.00
	280,000.00	280,000.00

2**1****3**

28

2021 3

3**1**

	185,210.73	2,263,235.41
	17,620,892.69	18,520,409.94
	259,450.22	132,717.60
	3,559,794.71	2,582,888.78
	14,126,658.25	15,828,763.37
	35,752,006.60	39,328,015.10

2

			12			
2021	1	1	1,193,610.19		10,226,650.74	11,420,260.93
2021	1	1				
			318,480.33		154,000.00	472,480.33
			308,389.36			308,389.36
			143,365.83		181,736.74	325,102.57
2021	12	31	1,060,335.33		10,198,914.00	11,259,249.33

1	1	9,482,362.50
1	2	528,082.71
2	3	2,083,277.19
3		23,658,284.20
3	4	20,159,547.30
4	5	2,407,792.00
5		1,090,944.90
		35,752,006.60

3

		10,226,650.74	154,000.00		181,736.74	10,198,914.00
		1,193,610.19	318,480.33	308,389.36	143,365.83	1,060,335.33
		11,420,260.93	472,480.33	308,389.36	325,102.57	11,259,249.33

4

	325,102.57

		30,000.00			
		100,000.00			
		116,020.00			
	--	246,020.00	--	--	--

5

		8,670,898.40	3-4	24.25%	
		7,500,000.00	3-4	20.98%	7,500,000.00
		3,735,852.24	1	10.45%	261,509.66
		1,097,608.69	1	3.07%	
		1,678,914.00	1-3	4.70%	1,678,914.00
	--	22,683,273.33	--	63.45%	9,440,423.66

6

7

8

7

1

	344,526,564.54	28,274,101.13	316,252,463.41	180,069,997.19	28,402,797.94	151,667,199.25
	53,671,523.01	623,759.71	53,047,763.30	30,727,867.42	633,017.23	30,094,850.19
	175,163,965.40	10,969,693.21	164,194,272.19	143,663,754.69	18,327,334.14	125,336,420.55
	2,883,316.89		2,883,316.89			
	120,839,318.96	4,094,808.75	116,744,510.21	74,568,866.30	975,062.75	73,593,803.55
	62,808,349.04	1,618,778.95	61,189,570.09	68,977,436.87	492,982.46	68,484,454.41
	759,893,037.84	45,581,141.75	714,311,896.09	498,007,922.47	48,831,194.52	449,176,727.95

2

	28,402,797.94	11,704,560.34		5,198,520.65	28,274,101.13
	633,017.23	34,392.47		43,649.99	623,759.71
	18,327,334.14	5,984,000.62		10,270,943.87	10,969,693.21
	975,062.75	3,375,468.84		255,722.84	4,094,808.75
	492,982.46	1,606,106.34		480,309.85	1,618,778.95
	48,831,194.52	22,704,528.61		16,249,147.20	45,581,141.75

1

6,159,962.20

6,040,027.06

2

5,521,628.61

2,945,343.53

3

2,279,255.06

1,001,480.5

4

4,547,677.43

2,997,878.41

8

	40,186,013.60	6,230,560.82	33,955,452.78	49,677,913.57	13,166,843.32	36,511,070.25
	40,186,013.60	6,230,560.82	33,955,452.78	49,677,913.57	13,166,843.32	36,511,070.25

			/	
		6,811,254.65	125,027.85	
		6,811,254.65	125,027.85	--

9

	22,000,000.00	22,000,000.00
	8,500.00	75,295.69
	14,781,291.36	12,610,713.36
	73,301,231.30	52,546,688.70
	110,091,022.66	87,232,697.75

	19,547,525.90			-5,182,598.41						14,364,927.49		
											4,319,200.27	
	8,874,609.91			-850,489.94				6,168,732.15		1,855,387.82	10,650,293.28	
		16,211,111.00		480,293.83						16,691,404.83		
	28,422,135.81	16,211,111.00		-5,552,794.52				6,168,732.15		32,911,720.14	14,969,493.55	
	28,422,135.81	16,211,111.00		-5,552,794.52				6,168,732.15		32,911,720.14	14,969,493.55	

12.

11

	4,050,000.00	4,050,000.00
	3,234,000.00	3,234,000.00
	565,250.00	565,250.00
	17,000,000.00	17,000,000.00
	3,500,000.00	3,500,000.00
	11,000,000.00	11,000,000.00
	39,349,250.00	39,349,250.00

2021

2021

280.000.00

12

	26,900,000.00	27,800,000.00
	26,900,000.00	27,800,000.00

2020 6 15,000,000.00

2020 12 11,900,000.00

2020 10 900,000.00 2021 1 4,200,000.00 6% 2021 8

11,111,111.00 16.48%

13**1**

1.	4,347,295.85			4,347,295.85
2.				
1				
2 \ \				
3				
3.				
1				
2				
4.	4,347,295.85			4,347,295.85
1.	288,981.87			288,981.87
2.	137,586.14			137,586.14
1	137,586.14			137,586.14
3.				
1				
2				
4.	426,568.01			426,568.01
1.				
2.				
1				
3				
1				
2				
4.				
1.	3,920,727.84			3,920,727.84
2.	4,058,313.98			4,058,313.98

2

3

14

	460,306,279.53	439,705,928.87
	50,194.57	181,070.41
	460,356,474.10	439,886,999.28

1

1.	289,039,273.18	226,916,833.63	39,866,880.96	88,259,220.84	644,082,208.61
2.	167,100.00	66,805,699.15	4,184,654.69	6,642,064.96	77,799,518.80
1	167,100.00	41,167,187.95	4,184,654.69	6,642,064.96	52,161,007.60
2		25,638,511.20			25,638,511.20
3					
3.		11,425,365.20	25,080,150.49	3,836,422.96	40,341,938.65
1		11,425,365.20	25,080,150.49	3,836,422.96	40,341,938.65
4.	289,206,373.18	282,297,167.57	18,971,385.16	91,064,862.85	681,539,788.76
1.	28,123,383.30	92,147,571.57	18,271,552.99	54,723,137.75	193,265,645.61
2.	9,421,317.20	26,030,684.32	2,173,909.21	10,080,244.24	47,706,154.97
1	9,421,317.20	26,030,684.32	2,173,909.21	10,080,244.24	47,706,154.97
3.		8,840,642.19	8,477,080.69	3,055,125.40	20,372,848.28
1		6,431,175.15	8,477,080.69	3,055,125.40	17,963,381.24
		2,409,467.04			2,409,467.04
4.	37,544,700.50	109,337,613.70	11,968,381.51	61,748,256.59	220,598,952.30
1.		700,745.36	10,409,888.77		11,110,634.13
2.					

1					
3.		334,403.26	10,141,673.94		10,476,077.20
1		334,403.26	10,141,673.94		10,476,077.20
4.		366,342.10	268,214.83		634,556.93

3

4

				2,960,395.61		2,960,395.61
				2,960,395.61		2,960,395.61

16

1.	78,204,449.36				78,204,449.36
2.	4,040,969.91				4,040,969.91
	4,040,969.91				4,040,969.91
3.					
4.	82,245,419.27				82,245,419.27
1.					
2.	24,849,914.26				24,849,914.26
1	24,849,914.26				24,849,914.26
3.					

17

1

1.	56,296,297.30	2,918,379.35	110,897,477.79	6,735,058.05	176,847,212.49
2.	24,325,556.35		742,373.23		25,067,929.58
1	24,325,556.35		742,373.23		25,067,929.58
2					0.00
3					
3.					
1					
4.	80,621,853.65	2,918,379.35	111,639,851.02	6,735,058.05	201,915,142.07
1.	11,991,936.76	2,271,638.03	45,010,073.44	3,667,227.87	62,940,876.10
2.	1,902,333.32	430,212.10	11,468,217.58	23,782.02	13,824,545.02
1	1,902,333.32	430,212.10	11,468,217.58	23,782.02	13,824,545.02
3.					
1					
4.	13,894,270.08	2,701,850.13	56,478,291.02	3,691,009.89	76,765,421.12
1.					
2.					
1					
3.					
1					
4.					

18

1

	12,400,000.00				12,400,000.00	
	2,040,428.65				2,040,428.65	
	92,781,746.33				92,781,746.33	

	2022	2026	2022	2026		18.90%	12.27%
			12%	9%	8%	6%	3%

, 2022

19

	19,864,889.70	1,767,110.19	9,131,196.32	51,398.75	12,449,404.82
		2,403,031.25	530,573.98		1,872,457.27

3

1		25,825,394.02	
2	17,736,028.82	58,209,035.90	
3	24,224,960.86	137,653,256.47	
4	23,829,029.26	325,017,966.47	
5	25,669,889.89	188,692,028.55	
6	40,001,920.58		
7	111,103,162.80		
8	266,142,780.50		
9	217,823,513.70		
10	126,082,904.29		
	852,614,190.70	735,397,681.41	--

21

	7,212,000.62		7,212,000.62	6,233,478.11	6,233,478.11
	30,483,730.90		30,483,730.90	30,483,730.90	30,483,730.90
	37,695,731.52		37,695,731.52	36,717,209.01	36,717,209.01

22**1**

	61,878,500.00	
	19,800,000.00	24,000,000.00
	189,000,000.00	127,000,000.00
	270,678,500.00	151,000,000.00

1			12,187.85		10,187.85
	5,700.00				
2			1,000.00		
3			1,000.00		1,000.00
	1,000.00				
4			400.00		
5			5,100.00		6,100.00
	3,000.00				
	3,000.00	4,000.00			
6			980.00		980.00
2					

23

	12.02	
	12.02	
	12.02	

24

	229,164,044.81	194,299,220.11
	229,164,044.81	194,299,220.11

0

25

1

1	510,187,365.45	468,446,918.16
1 2	9,884,954.84	4,709,123.10
2 3	1,309,194.55	2,061,090.91
3	2,792,536.58	8,801,028.88
	524,174,051.42	484,018,161.05

2

1

	3,630,110.28	2022
	3,630,110.28	--

26

1

	30,000.00	
	30,000.00	

2

1

27

	76,522,797.51	62,814,163.67
	76,522,797.51	62,814,163.67

28

1

	126,512,987.26	574,713,334.16	537,454,542.66	163,771,778.76
-	661,868.60	41,497,504.48	41,448,400.03	710,973.05
	20,000.00	537,394.30	448,394.30	109,000.00
	4,719,999.96	0.00	3,519,999.96	1,200,000.00
	131,914,855.82	616,748,232.94	582,871,336.95	165,791,751.81

2

1	126,529,852.18	528,966,764.09	492,233,787.94	163,262,828.33
2	-44,013.00	11,524,270.53	11,480,257.53	
3	13,145.76	14,352,399.06	14,083,611.30	281,933.52
	-31,330.95	11,680,765.19	11,418,768.30	230,665.94
	9,600.19	518,057.81	513,642.94	14,015.06
	34,876.52	2,153,576.06	2,151,200.06	37,252.52
4	-54,115.68	15,995,957.81	15,932,038.51	9,803.62
5	68,118.00	1,577,739.11	1,428,643.82	217,213.29
6	0.00	2,296,203.56	2,296,203.56	0.00
	126,512,987.26	574,713,334.16	537,454,542.66	163,771,778.76

	1,239,701.99	1,142,573.13
	3,481,922.63	10,013,606.41
	1,504,889.49	958,150.60
	597,365.45	464,958.96
	177,350.42	177,350.42
	24,177.94	24,177.94
	442,000.89	342,130.61
	139,682.42	
	114,983.64	113,258.94

31

	21,922,005.36	20,377,212.78
1	4,000,000.00	
	25,922,005.36	20,377,212.78

32

	9,938,321.58	9,113,856.09
	1,070,000.00	1,948,400.00
	11,008,321.58	11,062,256.09

33**1**

	135,800,000.00	50,000,000.00
	135,800,000.00	50,000,000.00

34

1	21,922,005.36	20,377,212.78
1-2	36,935,134.75	21,524,133.42
2-3		36,303,103.16
	-21,922,005.36	-20,377,212.78
	36,935,134.75	57,827,236.58

35

	645,012.40	645,012.40
	645,012.40	645,012.40

1

	645,012.40	645,012.40
	645,012.40	645,012.40

36

	450,000.00	3,224,044.55	
	450,000.00	3,224,044.55	--

37

	30,636,126.36	6,729,900.00	5,264,267.36	32,101,759.00	1
	150,000.00			150,000.00	1
	30,786,126.36	6,729,900.00	5,264,267.36	32,251,759.00	--

	3,332,965.16			395,984.76			2,936,980.40	
AUTOSAR	3,537,943.21			479,128.33			3,058,814.88	

38

		+ -					
	753,465,210.00						753,465,210.00
		2020					
12, 682, 020			753, 465, 210	766, 147, 230		2021 12 31	
			753, 465, 210				

39

	153,257,498.11	3,054,179.58	47,603,996.65	108,707,681.04
	61,458,424.76	65,813,555.61	21,557,550.00	105,714,430.37
	214,715,922.87	68,867,735.19	69,161,546.65	214,422,111.41

40

	36,011,952.42		18,503,370.42
	36,011,952.42		18,503,370.42
			17,508,582.00

41

	1,149.20	-388,852.09				-388,852.09		-387,702.89
	1,149.20	-388,852.09				-388,852.09		-387,702.89
	1,149.20	-388,852.09				-388,852.09		-387,702.89

42

	149,738,721.70	23,079,543.01		172,818,264.71
	149,738,721.70	23,079,543.01		172,818,264.71

43

		633,275,932.20	524,645,664.40
		633,275,932.20	524,645,664.40
		182,307,855.13	135,648,718.19
		23,079,543.01	26,968,450.39
			-50,000.00
		792,504,244.32	633,275,932.20

44

	2,998,475,328.79	2,018,583,352.36	2,272,964,210.18	1,446,530,667.37
	10,299,734.79	6,246,734.77	13,470,006.15	14,361,913.82
	3,008,775,063.58	2,024,830,087.13	2,286,434,216.33	1,460,892,581.19

	1,761,222,999.59			1,761,222,999.59
	6,324,340.54	559,738,698.86		566,063,039.40

	2,863,776.70		249,646,493.45		252,510,270.15
				19,679,082.30	19,679,082.30
	294,835,891.47	83,748,503.62	30,715,277.05		409,299,672.14
	2,065,247,008.30	643,487,202.48	280,361,770.50	19,679,082.30	3,008,775,063.58
	1,519,553,258.14	408,438,447.57	277,807,222.16	19,679,082.30	2,225,478,010.17
	545,693,750.16	235,048,754.91	2,554,548.34		783,297,053.41
	2,065,300,634.12	643,487,202.32	280,308,144.84	19,679,082.30	3,008,775,063.58
	616,701,104.93	98,358,429.83	280,361,770.50	19,679,082.30	1,015,100,387.56
	1,448,545,903.37	545,128,772.65			1,993,674,676.02
	2,065,247,008.30	643,487,202.48	280,361,770.50	19,679,082.30	3,008,775,063.58

43,457.57

43,457.57

2022

45

	9,001,728.95	6,272,428.31
	3,983,551.96	2,984,144.37
	1,072,092.37	709,401.67
	124,496.54	103,657.93
	21,261.52	13,980.00
	2,423,343.20	1,697,253.69
	2,596,307.62	1,766,630.51
	460,864.66	450,513.17
	19,683,646.82	13,998,009.65

46

--	--	--

	3,955,291.62	7,573,776.05
	239,800,252.16	198,497,286.02

48

	222,447,383.38	165,641,564.53
	24,608,100.35	27,592,739.85
	34,083,484.58	33,243,834.47
	3,567,887.17	4,564,596.04
	5,967,069.69	3,697,996.44
	1,569,369.84	1,454,622.33
	15,379,145.39	30,355,782.22
	1,265,863.46	3,409,318.23
	10,553,429.21	9,782,861.61
	7,258,100.00	
	326,699,833.07	279,743,315.72

49

	13,079,851.13	9,948,166.89
	3,135,482.78	
	6,895,854.88	8,522,319.78
	5,103,945.35	17,519,694.82
	2,482,018.89	1,774,675.02
	-27,159.27	1,644,722.83
	13,742,801.22	22,364,939.78

50

	90,171,473.01	96,950,719.25
	1,258,989.74	1,140,096.15
	329,189.68	1,273,357.29
	223,497.19	
	91,983,149.62	99,364,172.69

54

	-11,185,582.70	-35,921,900.38
	-6,168,732.15	-9,100,000.00
		-2,836,882.04
	6,834,793.48	-3,780,956.58
	-10,519,521.37	-51,639,739.00

55

	-1,562,722.32	-4,748,243.47
	-1,562,722.32	-4,748,243.47

56

		159,575.40	
	749,777.55	9,108.55	749,777.55
	87,137.65	354,146.47	87,137.65
	6,640,867.20	6,640,867.20	6,640,867.20
	6,368,113.24	1,607,231.59	6,368,113.24
	13,845,895.64	8,770,929.21	13,845,895.64

57

		6,000.00	
	1,368,948.62	1,401,308.00	1,368,948.62
		2,552,233.53	
	43,608.67	245,465.85	43,608.67
	1,356,428.52	3,224,044.55	1,356,428.52
	341,796.72		

59**1**

	5,208,160.83	5,276,738.35
	41,348,741.07	53,123,954.75
	36,845,826.68	56,303,919.69
	29,159,562.64	36,041,004.68
	112,562,291.22	150,745,617.47

2

	221,882,865.80	163,979,691.11
	4,233,680.47	38,012,944.63
	1,768,013.00	2,278,810.49
	853,332.50	13,645,134.55
	228,737,891.77	217,916,580.78

3

	189,691,900.00	153,000,000.00
	1,757,939.29	531,588.06
	191,449,839.29	153,531,588.06

4

	173,269.74	
	196,464,221.85	154,000,000.00
	196,637,491.59	154,000,000.00

5

	26,138,547.06	3,832,000.00
	6,800,000.00	5,845,000.00
	86,702,272.57	
	119,640,819.63	9,677,000.00

6

	46,973,879.44	3,632,909.00
		142,560.00
	6,800,000.00	1,545,000.00
		82,775.49

1	--	--
	159,469,663.98	78,126,939.94
	17,044,273.57	74,298,852.08
	47,843,741.11	48,206,615.14
	24,849,914.26	
	13,824,545.02	12,894,202.21
	9,661,770.30	12,091,498.29
	1,562,722.32	4,748,243.47
	619,171.07	1,392,199.45
	12.02	
	18,183,796.48	9,002,367.03
	1,452,950.37	-14,199,041.48
	-941,821.60	-7,745,791.12
	-261,885,115.37	-98,470,195.64
	-201,286,128.16	-18,449,183.82
	247,630,579.19	239,120,928.41
	65,263,554.25	23,916,974.80
	143,293,628.81	364,934,608.76
2	--	--
3	--	--
	615,344,482.76	585,649,787.81
	585,649,787.81	474,093,813.17
	29,694,694.95	111,555,974.64

3**4**

	615,344,482.76	585,649,787.81
	152,736.06	187,872.31
	615,191,746.70	585,461,915.50
	615,344,482.76	585,649,787.81
		300,000.00

61

2021 8 13

25,000,000.00

100

2021 8 19

12

LPR

25,014,600.00

27,841,612.28

63**1**

	25,174,051.87	6.3757	160,502,202.51
	832,140.11	7.2197	6,007,801.95
	17,387,255.79	0.8176	14,215,820.33
	158,730,879.25	0.0857	13,603,236.35
	2,907,468.21	0.1912	555,907.92
	12,950,438.11	6.3757	82,568,108.26
	234,575,068.89	0.0857	20,103,083.40
	805,727.81	0.1912	154,055.16

2

INVT ELECTRIC INDIA PRIVATE LIMITED 100%
INVT ELECTRIC INDIA PRIVATE LIMITED

64

1

	6,729,900.00		5,264,267.36
	84,907,205.65		84,907,205.65
	91,637,105.65		90,171,473.01

2

			/
	980,400.00	1,283,392.00	
	1,903,109.90	9,424,686.78	
	364,150.98	212,500.01	

	652,623.00	139,309.00	
	697,804.86		
	183,875.00	787,562.25	
	4,202,311.52	3,422,220.99	
	8,679,000.00	20,052,045.08	
	58,586,822.66	45,185,578.78	
	411,028.09	577,429.79	
	90,171,473.01	96,950,719.25	

1

	200,000.00	51.00%		2021 01 22		285,075.13						

2021
100.00% 11 09

				08 25		.72						
--	--	--	--	-------	--	-----	--	--	--	--	--	--

	40,218,066.77	43,520,282.90	83,738,349.67	75,378,902.44	7,592,602.23	82,971,504.67	17,379,589.06	54,437,027.15	71,816,616.21	59,054,256.36	10,539,347.31	69,593,603.67
	297,233,971.85	22,709,396.10	319,943,367.95	512,939,381.19	520,909.01	513,460,290.20	206,287,773.46	22,055,381.69	228,343,155.15	345,354,985.27	706,363.61	346,061,348.88
	75,434,723.39	13,497,232.02	88,931,955.41	150,030,789.19	450,000.00	150,480,789.19	103,241,076.19	11,258,334.89	114,499,411.08	130,573,369.20	3,224,044.55	133,797,413.75
	50,882,376.45	5,577,873.89	56,460,250.34	30,070,547.20		30,070,547.20	29,701,948.00	341,678.38	30,043,626.38	10,156,568.72		10,156,568.72

	21,218,605.76	-31,456,167.54	-31,456,167.54	-27,471,797.77	27,632,887.64	-23,825,617.66	-23,825,617.66	-10,765,654.01
	264,620,967.56	-3,001,945.46	-3,001,945.46	9,408,090.03	155,683,455.19	-68,246,926.83	-68,246,926.83	36,300,055.88
	89,573,976.54	-42,719,093.62	-42,719,093.62	5,119,292.67	133,066,597.96	-33,133,222.16	-33,133,222.16	15,320,958.23
	69,298,505.24	6,502,645.48	6,502,645.48	1,634,988.64	7,225,386.73	-112,942.34	-112,942.34	-1,527,794.74

4

5

2

1

1 2021 11
 20.00% 15.00% 3000 313.50
 39.0968
 6.5385%
 2 2021 9 1.33%
 200
 14.33% 13.00%
 3 2021 4 2,908.0475
 969.3492 43.2191% 2021 5 6
 2021-155 2020 12 31
 30,061.30

2

/			
--	2,000,000.00	29,080,475.00	33,135,001.00
--			
/	2,000,000.00	29,080,475.00	33,135,001.00
/	-5,519,249.27	12,491,108.96	1,653,130.92
	7,519,249.27	16,589,366.04	31,481,870.08

3

1

				30.00%		

2

	/	/
	116,392,697.84	134,532,572.00
	156,213,441.98	134,295,283.42
	272,606,139.82	268,827,855.42
	202,251,955.01	181,064,337.15
	2,875,000.00	
	205,126,955.01	181,064,337.15
	67,479,184.81	87,763,518.27
	20,243,755.44	26,329,055.48
--		
--		
--		
	14,364,927.49	19,547,525.90
	24,756,411.97	40,984,379.45
	-17,275,328.02	2,615,893.10
	-17,275,328.02	2,615,893.10

3

	/	/
	--	--
	-1,919,377.42	-3,820,355.04
	-1,919,377.42	-3,820,355.04

4

2021 12 31

42,871,822.93

1,302,706.80

3

1

	1	2	3	
			39,396,205.85	39,396,205.85
			39,349,250.00	39,349,250.00
			26,900,000.00	26,900,000.00
			105,645,455.85	105,645,455.85
	12.02			12.02
	12.02			12.02

2

1

	--	--	--	--
			39,349,250.00	39,349,250.00
			39,396,205.85	39,396,205.85
			26,900,000.00	26,900,000.00
	12.02			12.02
	12.02			12.02
	--	--	--	--

2

3

4

5

6

7

8

9

1

2

3

4

--	--

	56.37%
	99%
	2.0842%
	0.15%
	100%
	63.70%
	16.67%
	10%
	17.94
	10%
	20.58%
	7%
	3.43%

		41,179,741.75			28,062,358.72
		12,659,219.59			7,484,577.76
		4,588,435.11			1,454,138.14
		58,427,396.45			37,001,074.62

/

		775,114.79	418,295.60
			109,169.95
		271,527.74	22,668.14
			7,079.65
		3,819,520.04	1,737,407.12
			1,188.68
		31,743,200.59	13,293,965.91
		36,609,363.16	

	11,000,000.00	2020 04 01	2023 06 05	
	25,000,000.00	2020 05 15	2023 05 26	
	40,000,000.00	2020 09 24	2023 09 24	
	300,000,000.00	2020 10 15		
	50,000,000.00	2020 09 25	2024 09 27	
	30,000,000.00	2020 12 29	2024 10 16	
	50,000,000.00	2021 09 28		
	9,800,000.00	2021 12 20		

	13,074,640.00	9,050,000.00

8

6

1

		2,155,517.05	2,155,517.05	3,255,517.05	3,255,517.05
				31,970.14	31,970.14
		1,720.00		1,720.00	
		295,311.00	4,202.01	580,304.50	8,298.35
		18,886,812.74		7,875,071.50	137,813.75
				1,153.76	
		672,810.62	9,573.48	483,663.36	10,161.59

2

		98,550.00	846,034.31
			692,217.61
		16,800.00	
		212,522.53	98,550.00
		5,274,373.99	2,137,510.67
		9,169,434.28	
		16,800.00	
		16,800.00	
		6,300.00	

7

8

1

	3,619,353.00	15,000,000.00
		3,825,000
		13,016,470
		1,548.79

2019

2019	2	20	2019			2019		
				4,500		4,300	200	2019
2	22			2019	2	22	2019	4
							429	
							4,300	
	4.81	/	2019	5	22	2018	4.81	/
/	200		12					4.76
								48
				40%	30%	30%		

						3,582.87	
2019	2020						
2021							2019
2022		1,353.70	2021	451.23		1,353.70	

2019

2019	5	8	2019			2019	6	21
321								

	12				50%			
		24			50%			
		2019	6	21	5.99			
	1,922.79							
	2020	2021				321		
	2019	2022		1,922.79	2019	761.10	2020	934.69
2021	227			1,922.70				
	2020							
	2020	6	29	2020				
	222					2020	7	15
							12	
				2020	7	15	5.38	
				1,194.36				
	2021					222		
2020	-2021		1194.36	2020	547.42	2021	696.94	
	1194.36							
	2020							
	2020	11	10	2020				2020
					2020	11	16	
					2020	11	16	2020
						2020	12	7
						4,400	349	
								3.88
/								
	2020							
	48				40%	30%	30%	
		2020		2020				312
		1,664.44		2021		12,682,020		

		2020	2021	2022	2023
	2560.20	320.02	2240.17		
	1854.14	115.88	927.07	811.19	
	1852.54	77.19	617.51	617.51	540.32
	6266.87	513.10	3784.75	1428.70	540.32

2

	322,167,700.00
	62,543,600.00

3

	20,670,000.00
	3,270,000.00

4

5

50%

2020

1

1

1 31

3716.58

2021 12 31

234.46

2019 11 1 2023

2,023.91

2021 12 31

508.24

2018. 1. 1-2022. 12. 31

					2018 10 1 -2024 9 30
	40,951.37		2021 12 31	6,125.54	
					2021 1 1 2023 12 31
	6,075		2021 12 31	88.88	
					2017 3 6 2022 3 5
	4,444.7		2021 12 31	1,139.78	
					2019 7 1 2022 6
30	3,059		2021 12 31	140.93	
2					
			2021 12 31		
2					
1					
1					
,	2021 03 3299			32531.71	
					2020
1622 233			116.89		
2022			18.46		
					2020
1622 232			160		
2022			26.83		
	2020 0112 10-1			843.47	
	2020 03 206			465.31	
2021 0115	97181			179.2	
					,
2021 0311	3705		395.76	2021 12 18	

	10,000,000.00	2020 6 28	3	
	33,000,000.00	2021 12 2	3	

400 2021 9 23

“ ”

3

		1105.80			2020-2-27	2023-2-27
		23.14			2021-2-2	2024-3-30
		60.00			2021-5-25	2022-6-24
		80.00			2021-11-19	2022-8-31
		12.50			2021-11-30	2024-2-28

7.30

3

1

1	1	2022	1	4	4,930		
		62.17%		6.43%			
2	2	2022	1	5	4,930		
		62.17%		6.43%			
	1				2022	3	
			2022	3	23		
2	91430100MA7JYCG4XL			3,000			
	2				2022	2	
		91442000MA7F8PG07H				2	

2

	0.00
	0.00

3

4

1

1

2

2

3

1

2

4

5

6

1

1

2

3

1

10%

2

10%

75%

75%

1

2

2

4

4

UPS

2

	405,085.77	65,727.34	32,050.26	2,121.86	204,107.73	300,877.51
	22,073.09	7,081.67	3,107.41	676.89	3,887.96	29,051.09
	-264.56	40.57	-588.39	-10.58	-170.49	-652.48
	-1,385.97	-214.74	555.13	-6.37		-1,051.95
	33,696.42	3,164.09	-3,061.72	-3,145.62	13,036.59	17,616.58
	32,630.74	2,525.94	-3,074.75	-3,145.62	12,989.34	15,946.97
	513,156.41	48,923.96	33,052.38	8,373.83	256,241.36	347,265.22
	221,808.07	32,780.13	51,735.23	8,297.15	153,650.55	160,970.03

3

4

7

1.

2017 8

10

100%

100%

25,000.00

2018

100%

15,000

100%

2017-2020

5,500

=

2019 7

2020 2 10

2020 4 7

2020 0307 11007

2021 3 15

2021 5 13

2021 03 3299

2021 12 31

2.

100

200

10

100

10

1000

2021 5

100

8

1

1

	11,326,083.95	0.91%	11,326,083.95	100.00%		14,534,003.99	1.56%	14,534,003.99	100.00%	
	1,235,219,552.68	99.09%	14,063,145.67	1.12%	1,221,156,407.01	917,363,287.71	98.44%	12,261,833.47	1.34%	905,101,454.24
	984,621,790.67	78.99%			984,621,790.67	733,926,364.26	78.76%			733,926,364.26
	250,597,762.01	20.10%	14,063,145.67	5.50%	236,534,616.34	183,436,923.45	19.68%	12,261,833.47	6.68%	171,175,089.98
	1,246,545,636.63	100.00%	25,389,229.62	2.02%	1,221,156,407.01	931,897,291.70	100.00%	26,795,837.46	2.88%	905,101,454.24

	2,155,517.05	2,155,517.05	100.00%	
	1,547,862.36	1,547,862.36	100.00%	

3 4	1,768,449.38	1,468,047.54	83.01%
4 5	1,935,223.54	1,935,223.54	100.00%
5	2,251,026.18	2,251,026.18	100.00%
	250,597,762.01	14,063,145.67	--

1 1		1,211,706,058.67
1 2		12,072,310.01
2 3		7,137,652.26
3		15,629,615.69
3 4		4,004,470.08
4 5		3,987,544.34
5		7,637,601.27
		1,246,545,636.63

2

--	--	--	--	--	--	--

3

	5,998,871.74

SWEMO GmbH		1,941,445.32			
		1,704,932.54			
	--	3,646,377.86	--	--	--

4

	885,769,830.77	71.06%	
	885,769,830.77	71.06%	--

5**6****2**

1

	280,000.00	280,000.00
	280,000.00	280,000.00

3

1

	6,010,656.21	5,184,794.89
	30,000.00	41,796.44
	205,287.25	2,082,793.64
	39,046,073.62	9,204,453.55
	11,309,095.88	9,779,047.67
	56,601,112.96	26,292,886.19

8,670,898.40

2

--	--

6

7

8

3

	1,253,583,510.27	194,889,080.02	1,058,694,430.25	1,163,016,923.23	194,889,080.02	968,127,843.21
	31,189,808.86	14,969,493.55	16,220,315.31	37,222,897.21	8,800,761.40	28,422,135.81
	1,284,773,319.13	209,858,573.57	1,074,914,745.56	1,200,239,820.44	203,689,841.42	996,549,979.02

1

	30,000,000.00					30,000,000.00	
	38,943,448.00	29,080,475.00				68,023,923.00	
	17,740,000.00					17,740,000.00	
	247,050,000.00					247,050,000.00	
	16,987,555.26					16,987,555.26	
	32,000,000.00					32,000,000.00	
	147,075,920.00	33,135,001.00				180,210,921.00	
	210,000,000.00					210,000,000.00	
	81,919,999.97	9,800,000.00	1,759,999.96			89,960,000.01	
	52,500,000.00					52,500,000.00	

	66,000,000.00	15,311,111.00				81,311,111.00	
	22,800,000.00					22,800,000.00	
	5,110,919.98					5,110,919.98	194,889,080.02
		5,000,000.00				5,000,000.00	
	968,127,843.21	92,326,587.00	1,759,999.96			1,058,694,430.25	194,889,080.02

2

	19,547,525.90			-5,182,598.41					14,364,927.49	
									4,319,200.27	
	8,874,609.91			-850,489.94			6,168,732.15	1,855,387.82	10,650,293.28	



3

4

	2,031,498,156.68	1,627,863,657.40	1,360,189,028.43	1,079,184,931.98
	106,840,568.24	49,010,464.70	124,887,118.67	64,955,994.85
	2,138,338,724.92	1,676,874,122.10	1,485,076,147.10	1,144,140,926.83

	1			
	1,061,069,592.14			1,061,069,592.14
	296,776,736.14			296,776,736.14
	260,119,036.13			

5

	127,000,000.00	184,434,792.40
	-6,033,088.35	-985,713.65
		-8,156,551.00
	264,150.94	
		18,440,032.30
	1,824,920.20	-171,987.53
	-608,700.00	
	122,447,282.79	193,560,572.52

6

1

	-3,974,808.34	
	31,584,650.35	
	3,081,658.04	

1

2

		/	/
	10.04%	0.24	0.24
	7.38%	0.1777	0.1754

3

1

2

3

4

2022 4 25